

# 五大亮点 登峰造G

Z E 200G

21

G


*High Power*

*Large Machine Body*




*Excellent Capability*

*Intelligent Manufacturing*

*High Return on Investment*




# High Power



20%

37Mpa



ELAC

PID


6.8%

15%



21

99.9%




## *Large Machine Body*



# Excellent Capability



C  
● 1.0  
●  
●



D  
● 0.85  
●  
●

ZOOMLION

■ 2D/3D

2D/3D  
40%



# *Intelligent Manufacturing*



High Return on Investment

6.8%



10%

100%



1 24

2

3

1

2

3

AI

1


2

1

2

3

五大亮点  
登峰造G





A	9670
B	2800
C	3120
D	2200
E	3380

